

1. Appendix 4: Education, Health and Care Plans

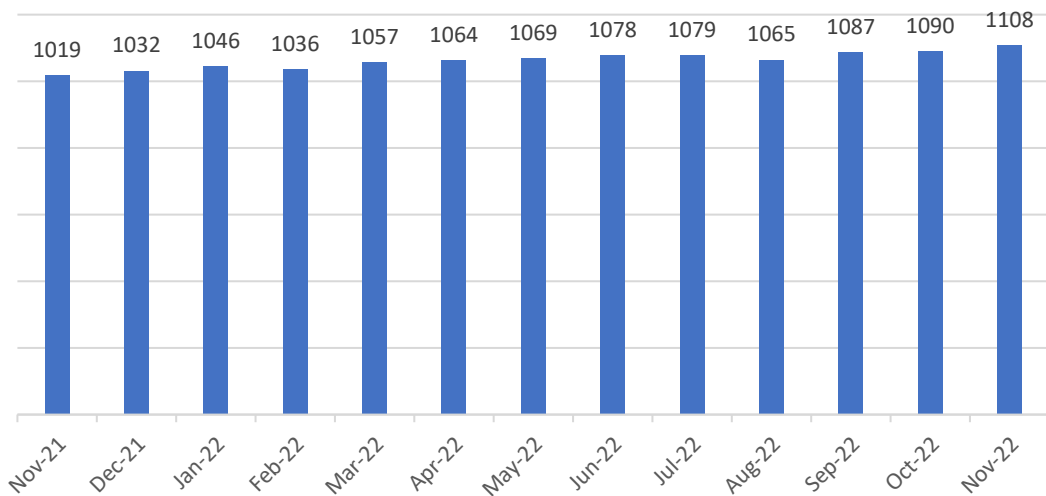
Service: Special Educational Needs
Name: David Griffiths

Brief Description of Service

1.1 Carrying out statutory Education, Health & Care Assessments of children and young people with significant special educational needs. Arranging the SEN provision and placement for all CYP with Education, Health & Care Plans. This involves a high level of communication with schools, families and partner services.

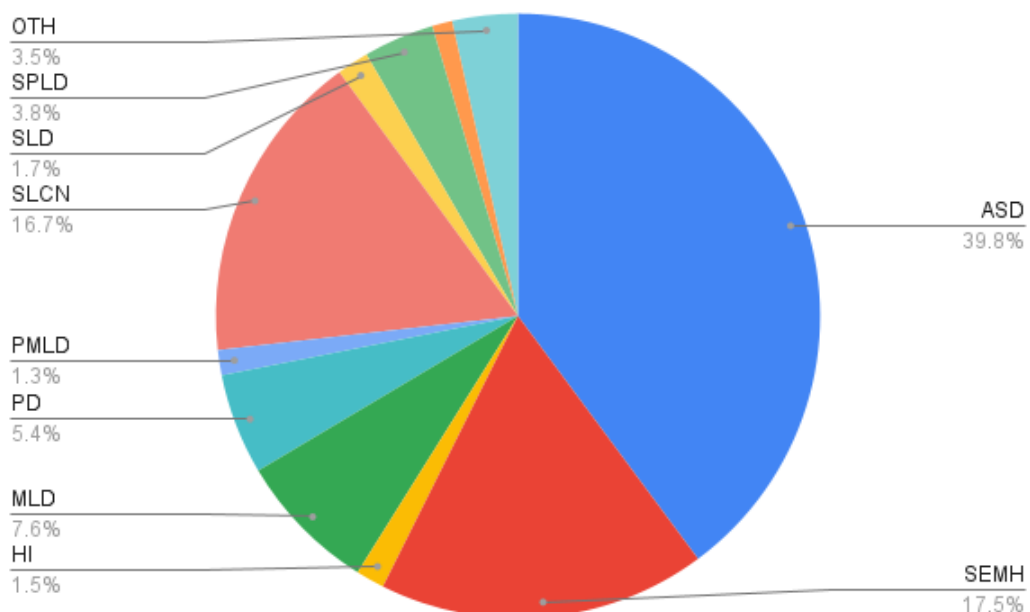
Data Outputs

Chart showing total number of EHCPs maintained



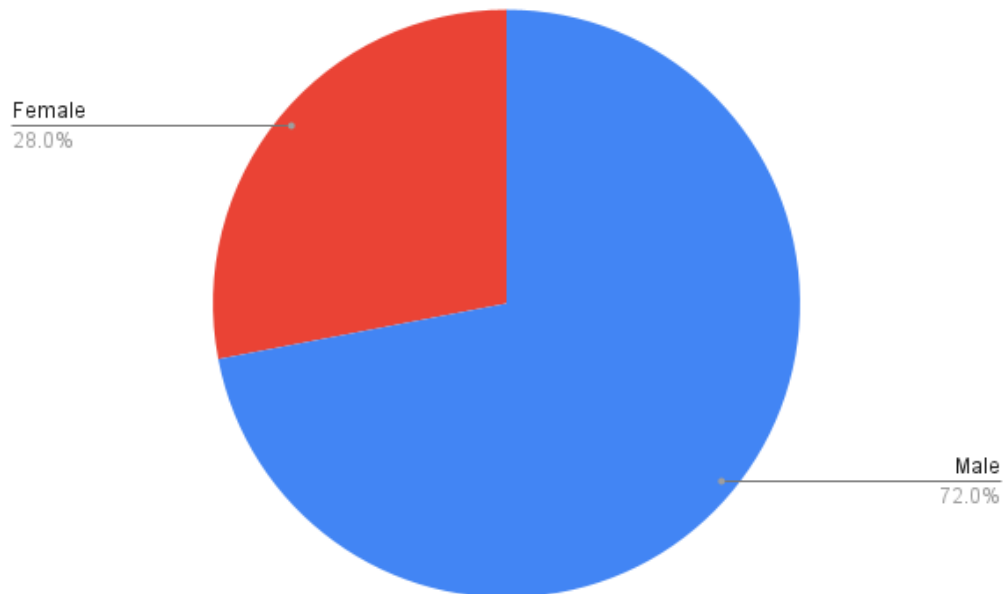
1.2 The number of EHC Plans continues to increase significantly, although RBWM is helping to that ensure the rate of increase remains below the national trend.

Chart showing breakdown of EHCPs by primary need



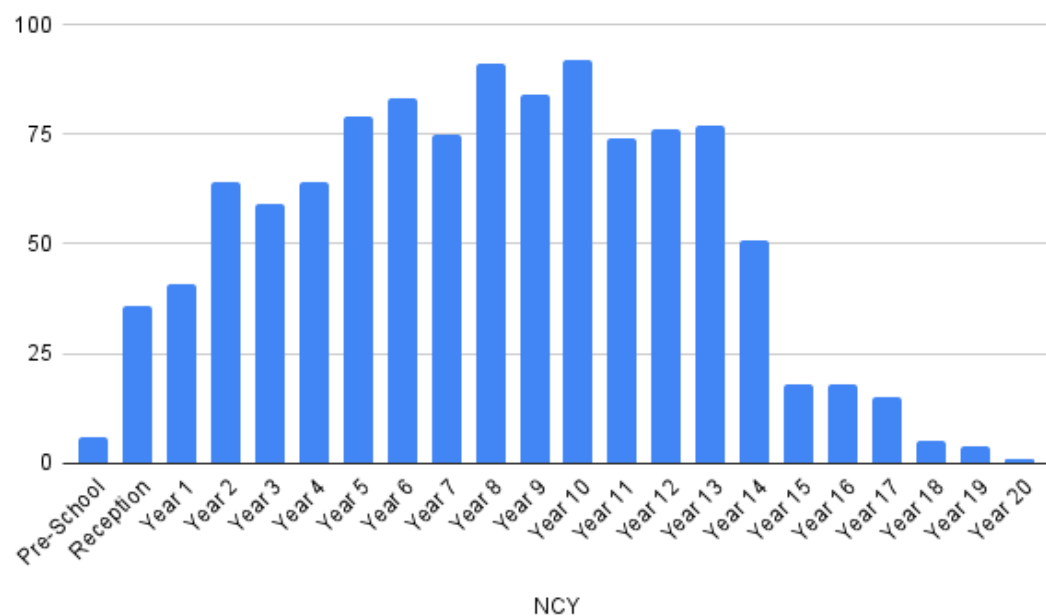
- 1.3 The highest frequency primary need by some distance is Autism, followed by Speech & Language Needs and Social, Emotional and Mental Health Difficulties.

Chart showing breakdown of EHCPs by gender



- 1.4 There continue to be many more EHCPs for boys than girls, this in line with national statistics.

Chart showing breakdown of EHCPs by National Curriculum Year of pupil



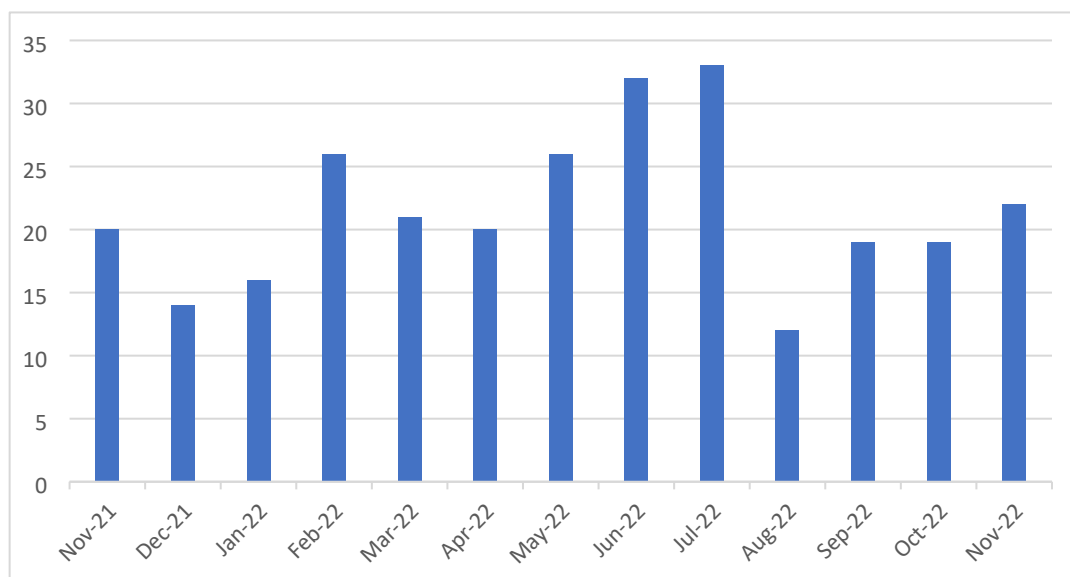
- 1.5 EHCP numbers increase through primary phase, remain more constant during secondary and reduce after age 16 as young people start to leave education.

Table showing breakdown of EHCPs by type of placement

Type of placement	No. of EHCPs
(MAIN) Mainstream school: LA maintained (including foundation schools)	244
(MSPEC) Special school: LA maintained (including foundation schools)	204
(M/S Academy) Mainstream school: academy	186
(FE) Post 16: General FE and tertiary colleges/HE	124
(ISS) Special school: Independent special schools	83
(SPEC AC and SPEC Free) Special school: academy/free	54
(EOTAS) Educated elsewhere	39
Mainstream school: academy (resourced provision)	33
(NMSS) Special school: non-maintained	30
(M Free) Mainstream school: free school	24
(IND) Mainstream school: independent school	18
NEET	18
(AP Academy) AP/PRU: Academy 9	17
Mainstream school: LA maintained (resourced provision)	16
(Early Years) Non-maintained early years settings in the private and voluntary sector	6
(Special Post 16) (ISP) Post 16: Specialist post-16 Institutions	6

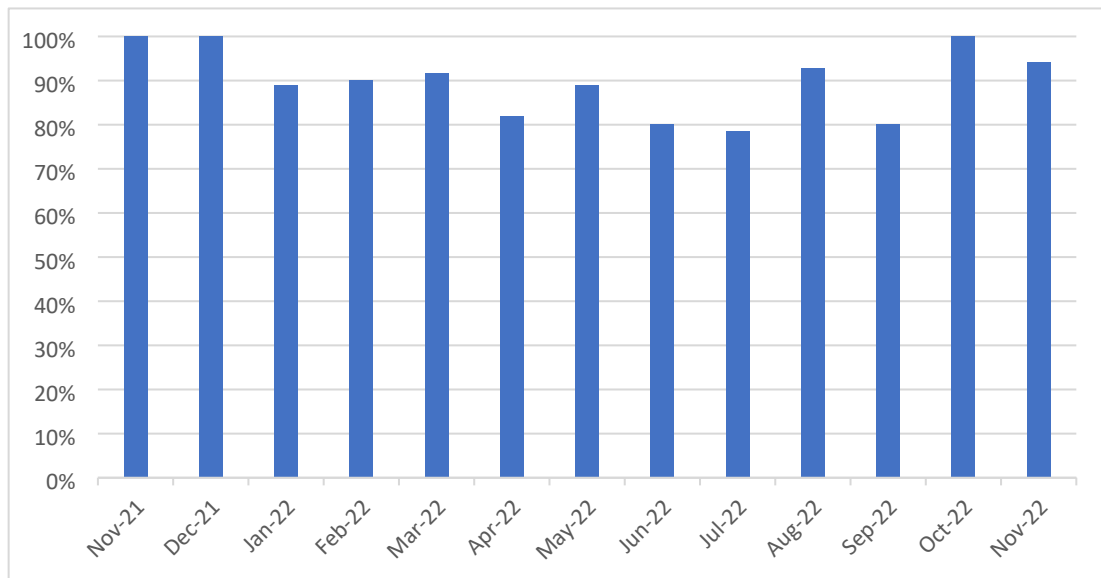
- 1.6 The majority of CYP with EHCPs are placed in state-funded mainstream and special schools and Further Education colleges, with around 39% in mainstream schooling, 23% in state-funded special schools and 14% in FE college. Around 12% of CYP with EHCPs are educated in the independent sector, which tends to be higher cost.

Chart showing number of EHCP assessment requests received, by month



- 1.7 The LA continues to receive a high number of requests for EHC Assessments across the year.

Chart showing % of EHCP assessments completed within statutory timeframe



- 1.8 The LA continues to complete the vast majority of EHC Assessments within the statutory 20-week timeframe, compared to the national average of 60% within timeframes.

Next steps

- 1.9 With the employment of a SEN Data Officer and a dedicated Annual Review Officer, we have developed our recording, monitoring and reporting of a range of SEN data. This is necessary both for improving our services and for meeting statutory data obligations.
- 1.10 We will continue to focus on minimising the number of CYP missing education across all age ranges.